



Bio-inspired solutions in thermochromic regulation for the built environment

Soluções bio-inspiradas em regulação termocrômica para o ambiente construído

Hilma Ferreira, Doutoranda em Design, Universidade Federal de Pernambuco

hilma.santos@ufpe.br

Elton Lima, Doutorando em Arquitetura, Universidade de Lisboa com duplo acordo de grau com a Universidade Federal de Pernambuco

elton.lima@edu.ulisboa.pt

Amilton Arruda, Professor do PPG Design e Coordenador do Grupo de Pesquisa em Biodesign e Artefatos Industriais, Universidade Federal de Pernambuco

amilton.arruda@ufpe.br

Número da sessão temática da submissão – [2] - IV Fórum Nacional de Biônica e Biomimética

Abstract

This paper investigates bio-inspired thermochromic properties with potential applications in sustainable construction, drawing on the biological systems of plant leaves and flowers. It explores concepts related to natural thermochromic responses and biological modulation processes based on chromatophores, structures, and pigmentation that influence the absorption of light and heat. The analysis integrates principles of biomimetics, architecture, and materials science, assessing the potential of bio-inspired strategies for optimising energy efficiency in buildings. By examining the natural thermal regulation mechanisms found in plants, the study identifies possibilities for adapting these systems to the built environment. The research highlights how biological principles can underpin sustainable architectural solutions, contributing to reduced energy consumption and environmental impact. This work underscores the importance of biomimetics as an innovative tool to integrate functionality, aesthetics, and sustainability, driving advancements in the construction sector and forging connections between intelligent design and natural processes.

Keywords: Biomimetics; Thermochromism; Sustainable Architecture; Thermal Regulation; Material Science.

Resumo

O artigo investiga as propriedades termocrômicas bio-inspiradas com potencial de aplicação em construções sustentáveis, fundamentando-se em sistemas biológicos de folhas de plantas e flores. São explorados conceitos sobre respostas termocrômicas naturais e processos de modulação biológica baseados em cromatóforos, estruturas e pigmentações que influenciam a absorção de luz e calor. A análise integra princípios de biomimética, arquitetura e ciência dos materiais, avaliando o potencial de estratégias bio-inspiradas na otimização da eficiência energética de edificações. Ao observar os mecanismos naturais de regulação térmica presentes em plantas, o estudo identifica possibilidades de adaptação desses sistemas ao ambiente construído. A pesquisa destaca como princípios biológicos podem fundamentar soluções arquitetônicas sustentáveis, contribuindo para a redução do consumo energético e do impacto ambiental. Este trabalho reforça a relevância da biomimética como ferramenta



inovadora para integrar funcionalidade, estética e sustentabilidade, promovendo avanços no setor da construção civil e estabelecendo conexões entre design inteligente e processos naturais.

Palavras-chave: *Biomimética; Termocromismo; Arquitetura Sustentável; Regulação Térmica; Ciência dos Materiais.*

1. Introduction

Biomimetics is an interdisciplinary approach that utilises nature as a source of inspiration to solve human challenges, create sustainable technologies, and develop innovations in engineering, design, and sustainability (Benyus, 2011). This practice is based on the observation and replication of natural strategies, employing processes and tactics as references to create design solutions that combine efficiency and functionality.

Biomimicry is innovation inspired by nature [...] Nature has already solved many of the problems we are grappling with [...] Our challenge is to learn from these solutions and adapt them to human needs [...] The conscious emulation of life's genius is what biomimicry is all about (Benyus, 1997).

This perspective highlights nature as a resource for learning rather than merely an object of study, reinforcing the idea of the "Theory of Knowledge in Biomimetics," discussed by Dicks (2024), which advocates for the direct acquisition of knowledge through natural processes to foster sustainable innovations.

Following the approach proposed by Lima et al. (2025), nature is employed as a reference, allowing the assessment of the sustainability of human initiatives based on natural patterns and processes. Additionally, it serves as a measure, encouraging a new perspective in which natural systems are perceived as a source of inspiration (Lima et al., 2025).

Studies such as those by Gong et al. (2024) demonstrate that natural organisms possess the ability to modify their colours in response to external stimuli, whether for thermal regulation, communication, or camouflage. These mechanisms have attracted interest in fields such as architecture, design, and the textile industry due to their potential to optimise the functional performance of materials.

Within the context of this paper, the importance of bio-inspired thermal regulation is highlighted as an approach to developing sustainable solutions in the built environment. By replicating structures and mechanisms found in natural organisms—such as plant leaves, scales, and butterfly wings—it is possible to propose design principles based on materials capable of altering their thermal properties in response to temperature changes, promoting energy efficiency and thermal comfort in indoor environments (Gong et al., 2024).

In the construction industry, biomimetic strategies have shown great promise in the development of materials and structures that balance high technical performance with a reduced environmental footprint. According to Oztürk et al. (2024), nature-inspired solutions often lead to innovations that lower energy consumption, optimise resource use, and enhance urban biodiversity. Integrating biomimetic principles into glass design, for instance, presents a compelling approach to addressing contemporary challenges related to thermal comfort, energy efficiency, and the seamless integration of buildings within their natural surroundings (Oztürk et al., 2024).

Nature offers a vast array of energy-efficient solutions, including thermal regulation and climate-adaptive design, which enable the effective use of natural resources such as heat, light, rain, and wind. As a result, the thermal regulation mechanisms employed by living organisms are increasingly being studied and translated into architectural applications, reinforcing biomimicry as a key strategy for sustainability.

This article aims to explore bioinspired thermochromic properties with potential applications in architectural design and construction. To this end, biological systems—such as plant leaves and flowers, which exhibit adaptive responses to temperature fluctuations—serve as key references. By bridging biomimetics, architecture, and materials science, the study seeks to identify natural strategies that could inform innovative, sustainable, and high-performance design solutions.

Specifically, the research aims to: a) identify and analyse concepts related to thermochromic properties observed in nature; b) explore biological modulation processes associated with thermal regulation, structures, and pigmentation; c) determine potential adaptations of these mechanisms for the built environment.

By advancing the understanding of biomimetic principles in architecture, this study aims to foster the adoption of nature-inspired strategies that seamlessly integrate functionality, sustainability, and innovation—ultimately enhancing thermal comfort and energy efficiency in the built environment.

2. Theoretical Framework

2.1. Thermochromic Responses in Nature

Thermochromism refers to the ability of certain materials or systems to modify their physical, chemical, or biological properties in response to temperature variations, drawing on specific forms and functions observed in nature. These high-temperature-resistant materials can alter properties such as colour, shape, or rigidity (Lima et al., 2025). This adaptability enables their application in specialised sectors, integrating technological solutions, processes, or practices designed to address specific energy and environmental demands.

In nature, this property is evident across a wide range of organisms, particularly in plants, where it is linked to adaptive processes that optimise physiological functions under varying environmental conditions. A well-known example occurs in the leaves of deciduous trees—plants that shed their foliage at specific times of the year in response to climatic changes—where seasonal temperature variations trigger changes in leaf colour. These transformations not only signal senescence but also serve as a protective function, mitigating thermal and light stress in photosynthetic tissues (Koski et al., 2020).

Flowers of certain species, such as *Ipomoea tricolor* (Figure 1), also exhibit petal tissue structures and pigment distribution patterns that alter their coloration in response to ambient temperature. These changes may influence pollinator attraction at different times of the day or across seasons, thereby optimising the plant's reproductive success (Harrap et al., 2024). Moreover, according to researchers, the biological mechanisms underpinning these colour shifts include temperature-sensitive pigments, such as anthocyanins—naturally occurring pigments that produce a range of colours—which contribute to heat dissipation and provide protection against ultraviolet radiation.




Figure 1: (A) Changes in petal coloration and expansive growth of *Ipomoea tricolor* (Mexican morning glory) [bar = 2cm]; transverse sections at different stages of flower development [bar = 50µm]. Source: Yoshida et al., 2009.

Another significant biological mechanism occurs in the epidermal structures of leaves, which can reflect or absorb heat depending on temperature conditions (Koski et al., 2020). Colour changes also play a crucial role in regulating light capture efficiency, shielding internal tissues from thermal damage (Figure 2). Koski et al. (2020) notes that during winter, some plants adopt darker colours to maximise heat absorption, while in summer, lighter colours help reflect light and prevent overheating.



Figure 2: A *Fragaria vesca* (wild strawberry) rosette exhibits summer and/or winter leaves at different stages throughout the dormancy period (a-d). In the images, winter leaves are numbered according to their order of emergence, whereas summer leaves remain unnumbered. Source: Åström et al., 2015.

Thermochromic responses play a crucial role in plant survival across environments with varying temperatures. By enhancing energy exchange efficiency and providing protection against environmental stress, these adaptive mechanisms contribute to the resilience of vegetation. The interaction between biological, chemical, and ecological processes underpins these adaptations, allowing plants to thrive in diverse ecosystems.

2.2. Biological Modulation: Chromatophores, Structures, and Pigmentation

Chromatophores are specialised cells found in various organisms, including fish, reptiles, amphibians, and cephalopods, enabling rapid and controlled changes in skin or body structure pigmentation (Vinther, 2015). These modifications are essential for functions such as camouflage, communication, mate attraction, and thermal regulation.

In cephalopods, according to Gong et al. (2024), chromatophores contain elastic pigment sacs that can expand or contract through neurologically controlled muscles. This process alters the skin's surface appearance, allowing for instantaneous colour and pattern changes. Other cellular layers complement this function, such as iridophores (Figure 3), which reflect light to create iridescent effects, and leucophores, which scatter white light and contribute to background pigmentation (Gong et al., 2024).

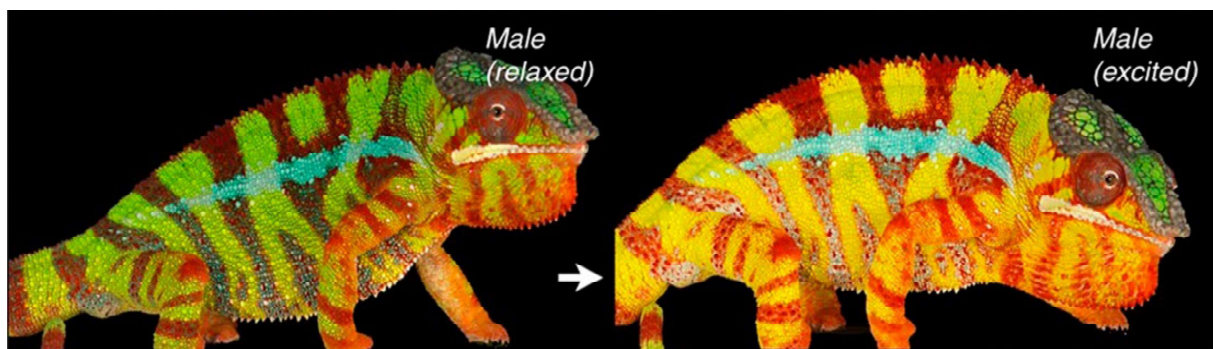


Figure 3: Male chameleons show colour changes that can be reserved, changing from green when they are calm to yellow in moments of excitement, displaying vertical blue stripes under the red pigment cells.

Source: Gong et al., 2024.

The regulation of these cells varies among different groups of organisms. In cephalopods (Figure 4), neurological signals play a dominant role, enabling rapid responses. According to Gong et al. (2024), in reptiles, colour changes occur more slowly and are primarily regulated by hormonal fluctuations that influence pigment distribution within chromatophores.

The pigments found in chromatophores are essential for colour modulation and thermal absorption. Among the most significant are melanin, which absorbs a broad spectrum of visible and infrared light, producing dark tones that enhance heat absorption, and carotenoids, responsible for yellow, orange, and red hues, often derived from dietary sources (Koski et al., 2020). Additionally, biological structures, such as nanoscale layers in flowers (as shown in Figure 4), generate specific colour patterns due to light interference. These structures can alter the way light is reflected depending on the angle of incidence, creating dynamic colouration effects (Koski et al., 2020).




Figure 4: Example of species exposed to different environmental conditions. A-C) Specimens with anthers protected by floral tissue; B-E) reduced area of UV-absorbing pigmentation on the petals; D-F) darker areas of the petals, exposed to environmental conditions, acting as regions of higher UV absorption.

Source: Koski et al., 2020.

Beyond their visual function, colour changes play a crucial role in thermal regulation. Darker pigmentation enhances heat absorption in colder environments, while lighter surfaces reflect light, reducing thermal absorption in warmer climates. Thus, chromatophores, in combination with specialised structures and pigments, represent an advanced evolutionary strategy that integrates environmental cues, physiological functions, and behaviour.

2.3. Architectural and Material Sciences

Contemporary architecture is increasingly aligned with advancements in materials science, particularly in relation to thermal regulation and energy efficiency in buildings. The careful selection of materials can significantly reduce a building's energy consumption, minimising the need for artificial heating and cooling (Ashrae, 2019).

Beyond traditional materials, the introduction of responsive materials designed for heating and cooling applications, such as Phase Change Materials (PCMs) (Figure 5), has transformed the construction industry. These materials, which can alter their properties in response to external stimuli such as temperature and humidity, enhance energy efficiency and contribute to more sustainable building solutions (Swellam et al., 2023).

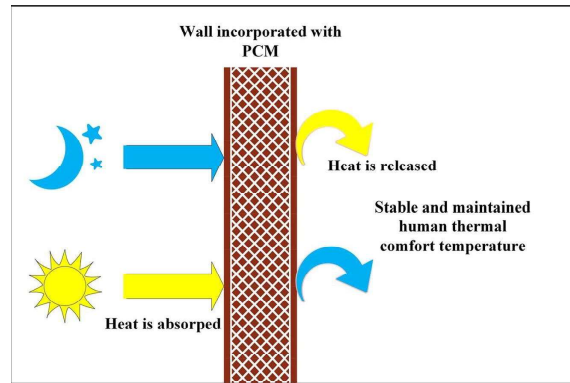


Figure 5: Schematic detail of the PMC application. Source: Swellam et al., 2023.

Other technologies include thermosensitive glass (Figure 6), which adjusts its transparency in response to solar exposure, aiding in strategies to meet specific environmental demands (Ferreira et al., 2024). These innovations not only reduce energy consumption but also extend the lifespan of materials and lower the operational costs of buildings.



Figure 6: a) Electrochromic system, which changes its transparency, becoming semi-transparent; b) Thermochromic system, which adjusts its colour and opacity in response to sunlight. Source: Lima et al., 2025.

The efficiency of thermal regulation in buildings is directly influenced by the selection and performance of materials. Advances in construction materials and techniques highlight the importance of integrating architectural design with materials science to enhance sustainability and energy performance. A multidisciplinary approach is fundamental to developing buildings that minimise environmental impact while optimising comfort and efficiency.

3. Methodology

The research adopts an exploratory and qualitative approach, grounded in a review of scientific literature on biomimetics, natural thermochromic properties, and their potential applications in the built environment. The methodology was structured into three main stages:

Firstly, a survey of theoretical and experimental studies related to thermochromic properties observed in nature. The selection focused on studies investigating: thermochromic responses in natural organisms, such as plant leaves and flowers; biological processes of thermal modulation mediated by chromatophores, structural pigmentation and colour variations in response to temperature; applications of biomimetics in architecture.

Secondly, based on the material collected, a descriptive and interpretative analysis of the biological mechanisms that regulate thermochromic properties was carried out. This analysis focused on identifying natural structures that promote temperature-related colour changes; biological strategies for controlling light and heat absorption; relationships between these strategies and the principles of thermochromism.

The information extracted was organised into categories that reflect the most relevant aspects of biological mechanisms for application in the built environment, such as thermal functionality, adaptability and potential for design inspiration.

Finally, the information on natural thermochromic properties was related to the challenges and opportunities in the built environment. To do this, an interdisciplinary approach was adopted, seeking to connect the principles of thermal modulation identified in nature to potential architectural adaptations. The analysis prioritised aspects such as: how natural strategies may inform architectural solutions for thermal comfort; the impact of these solutions on the energy efficiency of buildings; limitations and challenges in applying these principles in the built environment.

The results of the analysis were synthesised into theoretical proposals that explore how natural mechanisms can inspire design strategies in the context of sustainable architecture.

4. Natural Strategies for Thermal Regulation

In the vast diversity of nature, both flora and fauna generate colour through pigments, bioluminescence, or structural colouration, as highlighted in a specialised study by Bhushan (2018) on biomimetic structural colouration. This includes plant leaves and flowers, which have evolved natural strategies to regulate temperature and optimise sunlight utilisation.

Thermochromism, for instance, is a characteristic found in certain species that enables colour changes in response to temperature fluctuations, thereby influencing the absorption or reflection of solar radiation. This mechanism is essential for preventing overheating and maintaining optimal conditions for photosynthesis (Koski et al., 2020).

Although references discussing thermochromism in leaves and flowers, particularly those exhibiting direct colour changes due to temperature variations, are relatively scarce, we propose a selection of tropical species that display adaptations potentially relevant for biomimetic studies. Table 1 presents examples of plant leaves that exhibit colour variations in response to thermal changes, contributing to temperature regulation.

Table 1: Suggestions based on plant leaves and flowers for thermal regulation.

Inspirations for thermochromism in leaves and flowers		
Plants	Thermochromic Strategy	Biomimetic Inspiration
<i>Alocasia spp.</i> Elephant Ear	They have large leaves with varying shades, such as dark green and silver, shades that can reflect or absorb light differently, helping with thermal regulation (Koski et al., 2020).	Exploration of surfaces with microstructures to reflect heat, reducing the absorption of thermal radiation.
<i>Calathea spp.</i> Prayer Plant	Leaves with patterns that change slightly depending on light and humidity, vibrant colours on the underside. This allows for efficient photosynthesis and reduced water loss (Davies et al., 2012).	Use of pigments that simulate seasonal changes or that adjust their colours depending on the temperature, optimising thermal control.

<i>Rex Begonia</i> Begonia Rex	It has leaves with varied colours, including silver and red. Colour can help control the amount of light and heat absorbed (Davies et al., 2012).	Leaf structural pigments can inspire materials that change their thermal properties based on temperature.
<i>Heliconia spp.</i> Lobster Claw	Leaves in bright shades of red, yellow and orange are able to reflect infrared light, helping to regulate heat (Castro et al., 2011).	Surfaces that optimise interaction with thermal and visual radiation, promoting both thermal and aesthetic regulation.
<i>Anthurium andraeanum</i> Laceleaf	The shiny epidermis of the bracts can reflect light and heat. In addition, the leaves have hydrophobic properties that contribute to temperature regulation (Collette et al., 2004).	Development of surfaces with a glossy finish and thermal self-regulation to improve passive heat control.
<i>Eucalyptus spp.</i> Eucalyptus	They contain compounds in the leaves that can reflect different wavelengths of light depending on how the temperature varies (Kisekka et al., 2020).	They play a role in thermal regulation, a phenomenon that has been studied for applications in intelligent coatings and sustainable materials.
<i>Magnolia spp.</i> Magnolia	They have a special structure, with a waxy surface and specialised cells that reflect light differently as the temperature varies (Wang et al., 2018).	Type of natural adaptation to create intelligent coatings and inks that respond to thermal variations, applications in sustainable architecture, functional fabrics and even electronic devices.

Source: Authors, 2025.

The plants presented exhibit structural and chemical adaptations that enable thermal regulation in hot and humid environments, inspiring biomimetic research for the development of sustainable materials.

Certain species undergo colour changes in response to temperature variations, which has led to the creation of thermochromic coatings for buildings and smart textiles that adjust their colour based on heat exposure. Additionally, the presence of waxy microstructures on leaves such as those of magnolia and eucalyptus enhances heat reflection and light dispersion, influencing the design of nanostructured surfaces for architectural and textile applications.

Some plants also possess highly reflective surfaces in the infrared spectrum, reducing heat absorption—a feature that has inspired the development of thermal control glass and more efficient building materials. These bioinspired innovations contribute to technologies that enhance thermal comfort while reducing energy consumption across various applications.

5. Results and Discussion

These natural thermal regulation strategies illustrate how organisms have evolved to overcome environmental challenges, offering valuable inspiration for bioengineering and the development of innovative thermoregulating materials.

The potential applications of these principles in architecture are significant. The development of responsive materials for buildings could lead to major advancements, particularly in techniques inspired by natural patterns. According to Andrade et al. (2024), the nastic movements of leaves provide insights into incorporating nature's adaptive wisdom into human solutions, fostering sustainability in construction.

Another example involves plants that respond to external stimuli through movements known as tropisms. As noted by Lopéz et al. (2017), certain plants react to changes in light, temperature, or water through dynamic mechanisms. Additionally, alternative applications of

bioinspired materials could lead to more sustainable construction practices, optimising energy consumption and enhancing thermal comfort for occupants (Novikova, 2023).

Bioinspired solutions offer several advantages in terms of energy efficiency, as they help reduce electricity consumption for heating and cooling while contributing to a more adaptive and environmentally integrated architectural design. These innovative approaches have the potential to transform how we design and construct buildings, fostering a greater synergy between technology and nature.

However, there are significant challenges and limitations to implementing these strategies on a large scale. Replicating biological mechanisms at an architectural scale presents technical difficulties, as many natural processes involve highly complex structures and dynamic materials that currently lack synthetic counterparts with comparable performance (Andrade et al., 2024). Moreover, the research and development costs associated with these innovative materials can be high, limiting their immediate economic viability. From an environmental perspective, it is also essential to assess the impact of producing and disposing of new bioinspired materials, ensuring that their adoption does not result in unintended negative consequences.

6. Conclusion

By examining the thermochromic responses observed in natural organisms—such as plants and cephalopods—this research has highlighted the capacity of biological systems to dynamically modulate light and thermal energy, offering insights for the development of adaptive, high-performance materials in the built environment.

One of the most innovative aspects of this investigation lies in the identification of thermochromic strategies in plant species and their potential to inspire the development of climate-responsive materials. The study of chromatophores, structural pigmentation, and temperature-sensitive pigments provides a foundation for designing surfaces that adapt to environmental variations, thereby enhancing energy efficiency and thermal comfort in buildings. This aligns with recent advances in biomimetic materials and adaptive façade technologies, reinforcing the role of bioinspiration as a driver for potential architectural solutions.

The relevance of structural colouration and thermal modulation mechanisms found in biological systems becomes evident, demonstrating how nature has evolved highly efficient solutions for managing solar radiation and heat dissipation. The identification of plant species with thermochromic properties suggests new pathways for research and material innovation, particularly in the development of coatings and smart textiles that dynamically respond to temperature fluctuations.

As a theoretical study based on a literature review, the conclusions are limited to the scope of the references analysed and the interpretation of the available data. Future studies should focus on experimental validation, material performance testing, and the integration of thermochromic biomimetic solutions into real-world architectural applications.

Finally, the integration of biomimetics, materials science, and architectural design presents new perspectives for the development of adaptive and energy-efficient buildings. Advancing the understanding of natural thermoregulation mechanisms and applying responsive materials will enable architecture to incorporate nature-inspired adaptation strategies, reducing dependence on mechanical climate control systems and fostering a more balanced relationship between the built environment and its climatic context.



7. Acknowledgements

We would like to thank CAPES, the Brazilian Federal Agency for Support and Evaluation of Graduate Education, PhD scholarship reference no. 88887.017908/2024-00; and FCT, the Foundation for Science and Technology, from Portugal, FCT PhD scholarship reference no. 2023.02623.BD.

References

- ANDRADE, T., NUNO BEIRÃO, J., VIEIRA DE ARRUDA, A. J., SANTOS, H., & COSTA, J. Adaptive façades bioinspired by the nastic movements of plants. **Cuadernos Del Centro De Estudios De Diseño Y Comunicación**, n. 239. July 2024.
- ARORA, E.K., SHARMA, V., SETHI, G. Bioinspired designer surface nanostructures for structural color. **Nanotechnology Environmental Engineering**, v. 9, p. 461–472. 18 june 2024.
- ASHRAE. **Handbook of Fundamentals. American Society of Heating, Refrigerating and Air-Conditioning Engineers**, 2019. ASHRAE Handbook 2019 HVAC Applications IP. Available at: <https://archive.org/details/ashraehandbook2019hvacapplicationsip_202002/page/n21/mode/2up>. Accessed in: 30 jan. 2025.
- ÅSTRÖM, H., METSOVUORI, E., SAARINEN, T., LUNDELL, R., HÄNNINEN, H., Morphological characteristics and photosynthetic capacity of *Fragaria vesca* L. winter and summer leaves, **Flora - Morphology, Distribution, Functional Ecology of Plants**, v. 215, p. 33-39. 8 july 2015.
- BENYUS, J. M. **Biomimicry: Innovation inspired by nature**. Morrow: New York, United States of America, 2011; 308p.
- BENYUS, J. M. **Biomimicry: Innovation Inspired by Nature**. New York: Harper Perennial, 1997.
- BHUSHAN, B. Structural Coloration. In: **Biomimetics**. Springer Series in Materials Science, v. 279. Springer, Cham, pp. 879–910. 04 november 2018.
- CASTRO, C. E. F., GONÇALVES, C., MOREIRA, C., MOREIRA, S.R., FARIA, O. Helicônias brasileiras: características, ocorrência e usos. **Revista Brasileira de Horticultura Ornamental**, v. 17. 03 may 2011.
- COLLETTE, V., JAMESON, P.E., SCHWINN, K.E., UMAHARAN, P., & DAVIES, K.M. Temporal and spatial expression of flavonoid biosynthetic genes in flowers of *Anthurium andraeanum*. **Physiologia Plantarum**, v. 122, n. 3, p. 297-304. 29 september 2004.
- DAVIES, K. M., ALBERT, N. W., & SCHWINN, K. E. From landing lights to mimicry: the molecular regulation of flower colouration and mechanisms for pigmentation patterning. **Plant Science**, v. 184, p. 36-48. 01 august 2012.
- DICKS, H. Biomimetic Epistemology. **Philosophy of Science**, v. 91, n. 4, p. 1009-1029, 2024.
- FERREIRA, H.; COSTA, J.; ANDRADE, T.; ARRUDA, A. Análise empírica nas fachadas envidraçadas: aplicação do filme de polímeros termocrômicos integrado no vidro para conforto térmico e lumínico. **Boletim do Observatório Ambiental Alberto Ribeiro Lamego**, [S. l.], v. 18, n. 1, p. 89–109. 30 november 2024.



GONG, Y.; WANG, H.; LUO, J.; CHEN, J.; QU, Z. Research Progress of Bioinspired Structural Color in Camouflage. **Materials**, v. 17, n. 11, p. 2564. 27 may 2024.

HARRAP, M.J.M, DE VERE N., HEMPEL DE I. N., WHITNEY, H.M., RANDS S. A. Variations of floral temperature in changing weather conditions. **Ecology and Evolution**, v. 14, n. 7, p. e11651. 14 june 2024.

KISEKKA, R., AGABA, H. K., PETER I., KIYINGI. **Report commercial plantation forestry research in uganda Prepared by National Forestry Resources Research Institute** (NaFORRI) with support from the Food and Agriculture Organization of the United Nations (FAO) under Sawlog Production Grant Scheme (SPGS) Phase III, 2020.

KOSKI, M. H.; MACQUEEN, D.; ASHMAN, T. Floral Pigmentation Has Responded Rapidly to Global Change in Ozone and Temperature, **Current Biology**, v. 30, n. 22, p. 4425-4431. 16 november 2020.

LIMA, E.; FERREIRA, H.; MATEUS, L.; ARRUDA, A. Integration of Thermo-Responsive Materials Applied to Bio-Inspired Structures. **Biomimetics**, 2025, v. 10, n. 2, p. 68. 22 january 2025.

LÓPEZ, M., RUBIO, R., MARTÍN, S., CROXFORD, B. How plants inspire façades. From plants to architecture: Biomimetic principles for the development of adaptive architectural envelopes. **Renewable and Sustainable Energy Reviews**, v. 67, p. 692–703. January 2017.

NOVIKOVA, A., KATIYI, A., KARABCHEVSKY, A., Nature-Inspired Anti-Reflective Texturization for Solar Energy Applications. **Advanced Materials Technologies**, v. 9, n. 2, p. 2301128. 22 january 2024.

ÖZTÜRK, B.; MUTLU, A., G.; ARSLAN, S., S. Enhancing energy efficiency in glass facades through biomimetic design strategies. **Hábitat Sustentable**, 14. p. 34-43. 20 june 2024.

SOARES, T.; ARRUDA, A. Ecomateriais biomiméticos, um caminho eficiente para a sustentabilidade. **Mix Sustentável**. v3. n4. p. 29-45, 2017.

SWELLAM, W., SHARSHIR, A. J., MARWAN, E., MOHAMED A. H., A.W. KANDEAL, MOHAMED, R. E. Thermal energy storage using phase change materials in building applications: A review of the recent development. **Energy and Buildings**, v. 285, p. 112908, 2023.

VINTHER, J. A guide to the field of palaeo colour: Melanin and other pigments can fossilise: Reconstructing colour patterns from ancient organisms can give new insights to ecology and behaviour. **BioEssays**, 2015, v. 37, n. 6, p. 643-656.

WANG, N. Z., CHAO B. S., CHANG, P., XUAN, L., FAN, L., YU, QIN, LIU, Z., GU, C. ZHANG, S., WANG. Y., SHEN, Y. Flavonoid Components of Different Color Magnolia Flowers and Their Relationship to Cultivar Selections. **HortScience**. 54. p. 404-408. 25 november 2018.

YOSHIDA, K., MIKI, N., MOMONOI, K., KAWACHI, M., KATOU, K., OKAZAKI, Y. Synchrony between flower opening and petal-color change from red to blue in morning glory, Ipomoea tricolor cv. Heavenly BlueProc. **Proceedings of the Japan Academy, Series B**, v. 85, n. 6, p. 187–197. 12 june 2009.